

Collaborating on the Internet using a Wiki

Presented by Solveig Quass, of Foundation for On-Line Genealogy, Inc.

solveig@folg.org

Having all the information and documentation (even if its conflicting) on one page is very helpful. We can profit from each other's research and conclusion without agreeing on every point. We may both be researching Lewis Caddell and have come up with contradictory information. In reality, there may be more than one person by that name in that place and time. I might actually be related to yours and you to mine. You may laugh but I know of six Louis Green Caddells, all contemporaries in a very small frontier town and all buried in the same cemetery. I also have information on one Edna Bertozzi who died simultaneously in both Oregon and California.

Creating a Person Page

With that said let's create a Person Wiki page. First we need to create the page and give it a title. From the home page, click on the **Wiki menu item** and select **People and families**. In the **Go to / Add new page** section enter the **Given and Surname** of your person. We don't use prefixes, suffixes, title, middle or nicknames. This would be confusing to any cousins who come on-line with minimum information. The system will assign **Person Index number** when we save the page; that way our person will remain unique with minimal name information.

Go to or create a person page

Title:

Enter the exact title of an existing person page you want to go to. Or, enter the given name and surname (do not use middle names, titles, suffixes or prefixes) to create his/her person page. See, [Person pages tutorial](#)

So for Dr. Ella Boone Grey, we will enter only "Ella Grey". Next we will select the **Add new page** button. This will create the page and take us to the Person Edit page. You can add the middle name in the Given name field and any prefixes, suffixes, titles. If you want to add a source for the name information, click on the plus sign under Source Ids. You can also select the gender. Note that she has been given a **Person Index Number, (4)**.

Editing Person:Ella Grey (4)

Please create pages for **non-living people only**. To get tips on what to enter, hover your mouse over the **Show preview** button to see what your changes will look like. When finished, click on "Save it, get [help on person pages](#), or [help on formatting](#).

Name

Given ?	Surname ?	Title prefix ?	Title suffix ?	Source ID(s) ?
<input type="text" value="Ella Boone"/>	<input type="text" value="Grey"/>	<input type="text"/>	<input type="text"/>	+ <input type="text"/>

[Add alternate name](#)

Gender:

By clicking on the **Add alternate name**, we can choose the type of alternate name to add, like a nick name or an immigrant name. In this case Ella immigrated as **Elisha Anita Grodeviche**.

	Given ?	Surname ?	Title prefix ?	Title suffix ?	Source ID(s) ?
Preferred name	<input type="text" value="Ella Ann"/>	<input type="text" value="Grey"/>	<input type="text"/>	<input type="text"/>	+ <input type="text" value="S1"/>
Type of name	<input type="text" value="Elisha Anita"/>	<input type="text" value="Groveviche"/>	<input type="text"/>	<input type="text"/>	+ <input type="text" value="S2"/>

Type of name
 Alt Name
 Birth Name
 Immigrant Name
 Married Name

Now we will link her to her parents. **Child of Family** is the title of the family page where Ella is a child. Since I have already created a family page for her parents, I will click on **select from watchlist**, and chose the correct page title.

Child of Family

Father's name and Mother's name ?

- James Grey & Mary Gibson (1)
- James Grey and Mary Gibson (1)
- James Grey and Mary Kincaid (1)

I haven't created a page for Ella and her husband. So, I will choose **Add new family** and enter the Given and Surname of the husband, the word **“and”** followed by the given and surname of the wife. I do not use a Family Index number because the system will add one later.

Spouse of Family

Husband's name and Wife's name ?

[Add new family](#) [Select from Watchlist](#)

Now its time to add life facts/events. We can choose from 45 different facts/event and include as many alternative opinions as we like. This way we can work together even though we may have conflicting information. Here is the edit screen for Edna Bertozzi. Note that there is valid documentation for simultaneous death in two different states! The point is, my cousins don't need to conclude to share information and work together. We can agree that this is the same person and post alternative opinions.

Events and Facts

	Date ?	Place ?	Description ?	Source ID(s) ?	Image ID(s) ?	Note ID(s) ?
Birth	<input type="text" value="11 Aug 1915"/>	<input type="text" value="Rhea's Mill, Washington Count"/>	<input type="text"/>	+ <input type="text" value="S1"/>	+ <input type="text"/>	+ <input type="text"/>
Christening	<input type="text"/>	<input type="text"/>	<input type="text"/>	+ <input type="text"/>	+ <input type="text"/>	+ <input type="text"/>
Death	<input type="text" value="25 Dec 1993"/>	<input type="text" value="Douglas, Oregon, United State"/>	<input type="text"/>	+ <input type="text" value="S2"/>	+ <input type="text"/>	+ <input type="text"/>
Burial	<input type="text"/>	<input type="text"/>	<input type="text"/>	+ <input type="text"/>	+ <input type="text"/>	+ <input type="text"/>
Alt Death	<input type="text" value="25 Dec 1993"/>	<input type="text" value="Madera, California, United Stat"/>	<input type="text"/>	+ <input type="text" value="S3"/>	+ <input type="text"/>	+ <input type="text"/>

[Add event/fact](#)

Note, the **Source ID's** link to the **Source List**. There are three types of sources. We can enter **“MySource:User name/title of the source,”** if the source is a family document. We may choose to just enter the title of the source and reference information. This will add the source reference information to just this page. It will not be added to the Source Index; if we use this source again, the information will need to be re-entered. Or, if the source is already in the **Source Index**, I can link to the index and save a lot of typing.

Sources

ID	Title ?	Page ?	Quality ?	Date ?	Image ID(s) ?	Note ID(s) ?	
S1	MySource:Solweig/Clouse Family Bil	2	fair	1915	+ 1	+	remove
							Text: Edna born August 11 1915
S2	Oregon Death Index, 1903-1998		good	dec 1993	+	+	remove
							Text: Edna Lee Bertossi birth:11 Aug 1915;other:25 Dec 1993
S3	Source:Social Security Death Index		good	dec 1993	+	+	remove
							Text: Edna Bertossi:Birth:11 Aug 1915; death date: Dec 1993,93638, Madera, Madera, California, USA: California

The **Source Index** has reference and access information for each source. It may also contain usage tips and evaluations. To access the **Source Index**, type the word "Source:" followed by the first few words of the title. We can select from a drop down. If the source isn't in the drop down, we can add it to the Source Index, by typing "Source:Title of the source." When we save it will create a red link to the source index. If we click on that red link we can enter reference information about the source. Thus, we can include all the reference information for each source.

We can also add images of people and documentation. Click on the **plus sign** under **Image IDS**. This will link the image to the event. For instance is I wanted to add an image of the Birth Certificate I would click on the plus under **Images** in the Source list for the Birth Certificate. This would create a link to the image. On the **Image List** we will enter the filename for our uploaded image and any caption.

Sources

ID	Title ?	Page ?	Quality ?	Date ?	Image ID(s) ?	Note ID(s) ?	
S1	California Death Index, 1940-1997	5652091	good		+ 3	+	remove
							Text: ss:565209126 sex:Male BD:9 Nov 1903 birthplace:Texas Death Date:13 Feb 1975 Death Place:San Bernardino
S2	Texas Birth Index	2093	fair		+ 2	+	remove
							Text: roll 1903 0022 BD: 9 Nov 1903 Birth County:Mitchell Cert number:110801

[Add source](#)

Images

ID	Filename ? (Upload Image)	Caption ?	Primary ?	
I1	Wayne L Phillips with hat abt 1965.jpg	Grandpa always wore a hat	<input checked="" type="checkbox"/>	remove
I2	Wayne Lincoln Phillips Birth Certificate.jpg	Birth Certificate	<input type="checkbox"/>	remove
I3	Wayne Lincoln Phillips Death Certificate.jpg	Death Certificate	<input type="checkbox"/>	remove

[Add image](#)

When we save it will look like this

Person: Wayne Phillips (1)

Wayne Phillips was the 8th of 13 children. His father was a rancher but was found hanged in the barn in 1917. There had been some threats to the family. Wayne was 14. His mother Ella was left with 13 children to raise. They were poor. Wayne wore his sisters hand-me-downs until he was 12. He even had to cut the heels off their shoes. He had little schooling but became a bookkeeper. He married Willie Corinne Haynie 21 April 1928. She had one daughter, Margarite Christene Taylor. Christene had been living with Dora Wilson until she was 3.


They made their living on the oil fields until the depression was over. Grandpa said he didn't ever remember being very affected by the depression. He had a job. Life was rustic in the fields, though. They had to haul water in barrels many miles. Half or more of the water would splash out on the trip.


He then moved to Andrews, Texas and opened a grocery store with L. B. Coleman. Wayne became the first mayor and planted the trees that still stand on Main Street. Ben was also the sheriff. The two families were lifelong friends. I remember Ben and Myrtle Coleman were always with Wayne and Corinne. They later moved to Los Angeles and opened another grocery store together. Wayne eventually bought them out. Still later they retired to Yucaipa, California together. The Colemans lived across the street in Yucaipa and played 42 (dominoes) often. They were at all the family gatherings. Their only son, L.B. Coleman, Jr. married Christene.


Sources


1. California Death Index, 1940-1997, 565209126, good quality, ss:565209126 sex:Male BD:9 Nov 1903 birthplace:Texas Death Date:13 Feb 1975 Death Place:San Bernardino,¹³
2. Texas Birth Index, 2093, fair quality, roll 1903 0022 BD: 9 Nov 1903 Birth County:Mitchell Cert number:110801,¹²


Images



12. Birth Certificate 

13. Death Certificate 



Grandpa always wore a hat 

Wayne Lincoln Phillips
male

Child of family
[Daniel Phillips and Ella Grey \(1\)](#)

Spouse of family
[Wayne Phillips and Willie Haynie \(1\)](#)

Birth⁵²
9 Nov 1903
[Colorado City, Texas](#)

Death⁵¹
13 Feb 1975
[Loma Linda, California](#)

Burial⁵¹
15 feb 1975
[Westminster Memorial Park, Garden Grove, California](#)
Entombed near Phillip Coleman, his grandson

Conclusion

Wiki's provide an interactive community environment where genealogists can share information, work together, learn from each other and find more information. This makes genealogy faster, easier, more rewarding and fun!